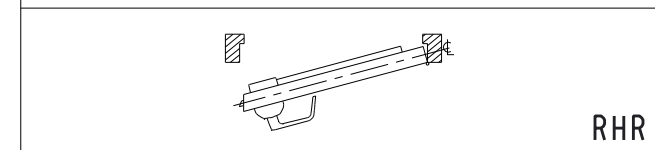
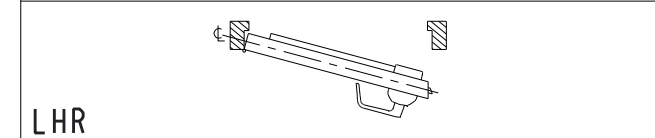


- NOTES:
- FOR DIMENSIONS AND TOLERANCES REFER TO CORRESPONDING DOOR PREPARATION DRAWING IP#.
 - FOR EXIT DEVICE AND MORTISE LOCK CUT-OUT REFER TO EXIT DEVICE MANUFACTURER INSTALLATION INSTRUCTIONS.
 - BACKSET SHOWN FOR REFERENCE ONLY, ADJUST BACKSET TO EXIT DEVICE MANUFACTURER INSTALLATION INSTRUCTIONS.
 - HOLES A: FROM THE INSIDE OF THE DOOR, DRILL HOLES (SEE TABLE)
 - SYMBOLS: - ∇ DEEP
- \ominus CENTER LINE OF DOOR
- \varnothing DIAMETER
- \rightarrow NOT TO SCALE
 - GROOVE TO DO ONLY ON SOLID DOORS. TO PASS WIRES INSIDE THE DOOR FOR HOLLOW DOORS.
 - ALL DIMS INCHES [mm]

HOLE ID	DIM INCH/(mm)	∇ INCH/(mm)	COMMENTS
A	\varnothing 5/16 (7,95)	∇ 3/4 (19,05)	SEE NOTE #4
B	\varnothing 1/2 (12,7)	*	-
C	\varnothing 1 (25,4)	*	SEE NOTE #2
D	\varnothing 3/4 (19,05)	*	-
E	\varnothing 3/4 (19,05)	∇ 3/4 (19,05)	-
F	\varnothing 1/4 (6,35)	∇ 1/4 (6,35)	-
X	1/4 (6,35)	∇ 1/4 (6,35)	SEE NOTE #6

* UNLESS OTHERWISE NOTED, DRILL HALF DOOR THICKNESS ON BOTH SIDES.

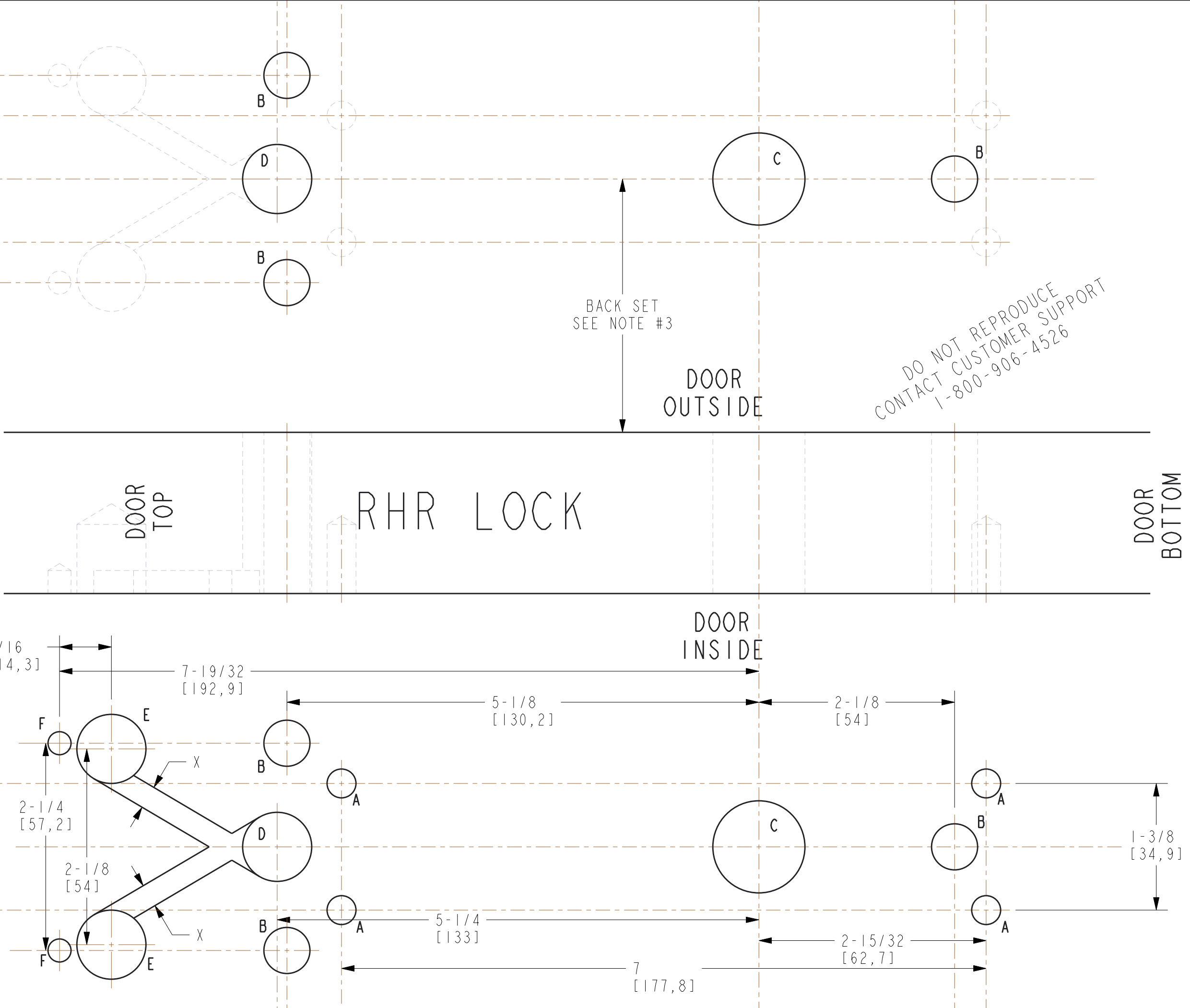


E7900 LOCK SERIES
DRILLING TEMPLATE
VON DUPRIN 9875/9975

dormakaba

www.kabalodgingsupport.com

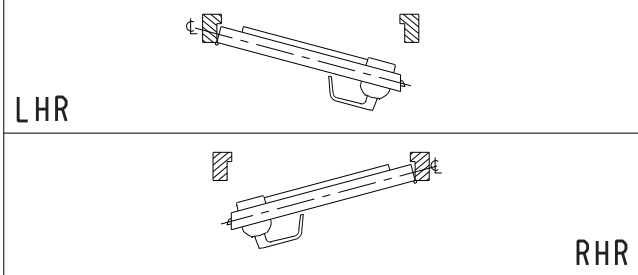
SHEET 1 OF 2	DATE 24SE2018	UNE VERSION FRANCAISE DE CE DOCUMENT EST DISPONIBLE SUR DEMANDE.	
	ECN 16871	DT-516407	REV-1



- NOTES:
- FOR DIMENSIONS AND TOLERANCES REFER TO CORRESPONDING DOOR PREPARATION DRAWING 1P#.
 - FOR EXIT DEVICE AND MORTISE LOCK CUT-OUT REFER TO EXIT DEVICE MANUFACTURER INSTALLATION INSTRUCTIONS.
 - BACKSET SHOWN FOR REFERENCE ONLY, ADJUST BACKSET TO EXIT DEVICE MANUFACTURER INSTALLATION INSTRUCTIONS.
 - HOLES A: FROM THE INSIDE OF THE DOOR, DRILL HOLES (SEE TABLE)
 - SYMBOLS:
 - ∇ DEEP
 - ⊕ CENTER LINE OF DOOR
 - ∅ DIAMETER
 - ↔ NOT TO SCALE
 - GROOVE TO DO ONLY ON SOLID DOORS. TO PASS WIRES INSIDE THE DOOR FOR HOLLOW DOORS.
 - ALL DIMS INCHES [mm]

HOLE ID	DIM INCH/(mm)	∇ INCH/(mm)	COMMENTS
A	∅ 5/16 (7,95)	∇ 3/4 (19,05)	SEE NOTE #4
B	∅ 1/2 (12,7)	*	-
C	∅ 1 (25,4)	*	SEE NOTE #2
D	∅ 3/4 (19,05)	*	-
E	∅ 3/4 (19,05)	∇ 3/4 (19,05)	-
F	∅ 1/4 (6,35)	∇ 1/4 (6,35)	-
X	1/4 (6,35)	∇ 1/4 (6,35)	SEE NOTE #6

* UNLESS OTHERWISE NOTED, DRILL HALF DOOR THICKNESS ON BOTH SIDES.



E7900 LOCK SERIES
 DRILLING TEMPLATE
 VON DUPRIN 9875/9975



www.kabalodgingsupport.com

SHEET 2 OF 2	DATE 24SE2018	UNE VERSION FRANCAISE DE CE DOCUMENT EST DISPONIBLE SUR DEMANDE.	
	ECN 16871	DT-516407	REV-1